

Dental Handpiece Lubrication Chart

Always lubricate after each patient and before sterilization.

Never use disinfectant or disinfectant wipes on handpieces as they are corrosive!

Compliments of:

Synteklubricant.com
Synthetic handpiece lubricants



Highspeed Handpieces

For dropper lubricant:

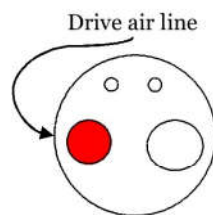
1. With blank bur installed, apply 3 drops into drive air line (see illustration below).
2. Attach handpiece to air supply. Cup head with paper towel, being careful not to touch bur. Run handpiece for 10 seconds, expelling lubricant onto towel. Repeat if expelled lubricant is discolored.
3. Remove bur, clean handpiece with alcohol wipe, and sterilize.

For aerosol lubricant:

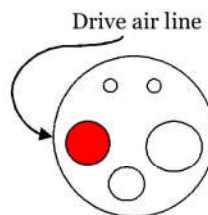
1. Fit spray can with appropriate adapter nozzle for handpiece.
2. With blank bur installed, spray into handpiece for 2 seconds. Hold handpiece and nozzle together while spraying, pointing front of head away from your face.
3. Attach handpiece to air supply. Cup head with paper towel, being careful not to touch bur. Run handpiece for 10 seconds, expelling lubricant onto towel. Repeat if expelled lubricant is discolored.
4. Remove bur, clean handpiece with alcohol wipe, and sterilize.



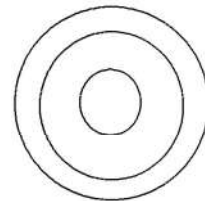
2 or 3 hole
handpiece



4 hole
handpiece



5 hole
handpiece



Swivel type handpiece
(use adapter nozzle)